




Concrete Supply Depot

Professional Decorative Concrete Products

... Unbelievable Prices!!

# COLOR SELECTION CHART




ADOBE BUFF  
CLASS II N/R




SUN BUFF  
CLASS II



ARABIAN SAND  
CLASS II



LIMESTONE  
CLASS I



SAND TAUPE  
CLASS I



CANYON CLAY  
CLASS I



DARK WALNUT  
CLASS I




SLATE  
CLASS I




MAPLEWOOD  
CLASS I



ATHENS CLAY  
CLASS I



TERRA COTTA  
CLASS I



RED  
CLASS I




PLATINUM GREY  
CLASS II N/R



FRENCH GREY  
CLASS II



MEDIUM GREY  
CLASS I



CHARCOAL  
CLASS I

The colors represented above are to serve as a guide only. Variations may occur due to a wide range of variables, including but not limited to, the quality and degree of workmanship and curing conditions. The colors displayed are accurate to laboratory samples.

If exactness of color is hypercritical, it is recommended that a job site test panel/slab is placed and finished. Professional use only.